

Sting SC Timbers G01

alt names used:

Venues played:

, ID

G01 total strength=1641

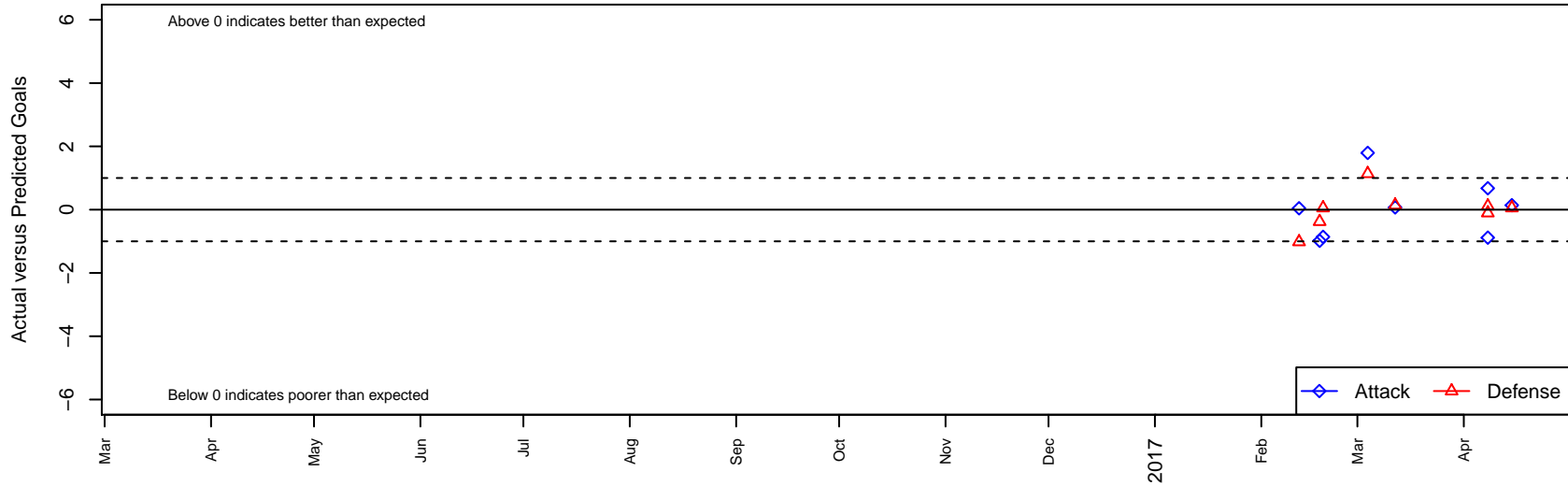
attack=22.23 defense=15.31

spr league = Spr Idaho D3 U15/16 Div 1, Win F

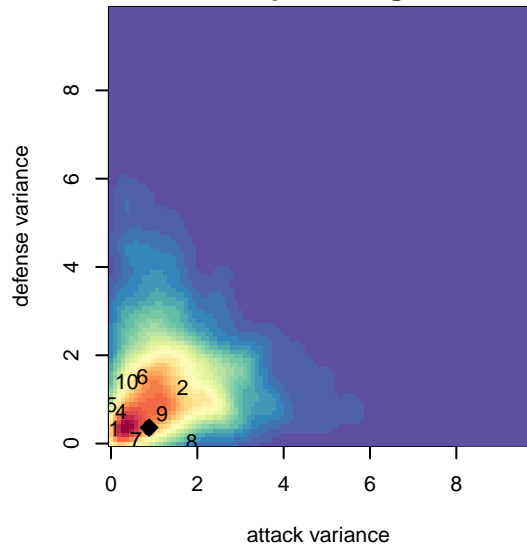
2016 Win PSPL WSPL 1 (01) U16

2016 Spr Idaho D3 U15/16 Division 1

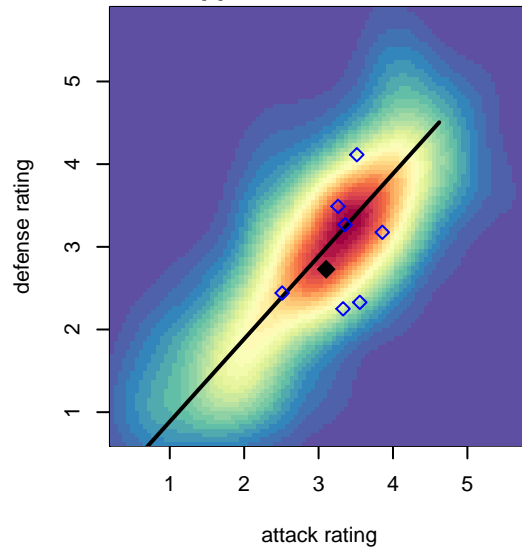
Sting SC Timbers G01
Dots are actual minus expected GF (blue circles) and GA (red triangles).
Blue line is smoothed change in attack strength. Red is smoothed change in defense strength.



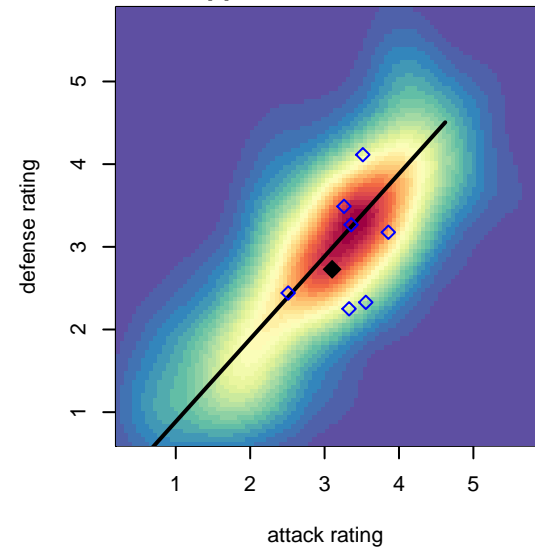
**attack and defense variance (black dot)
relative to other teams
and top 10 in region**



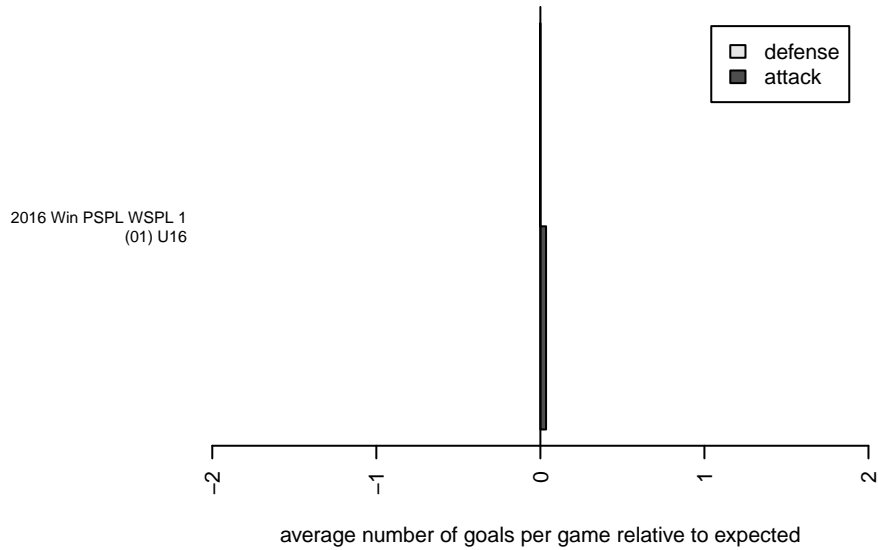
**attack and defense rating
relative to others at age
and all opponents in last 13 months**



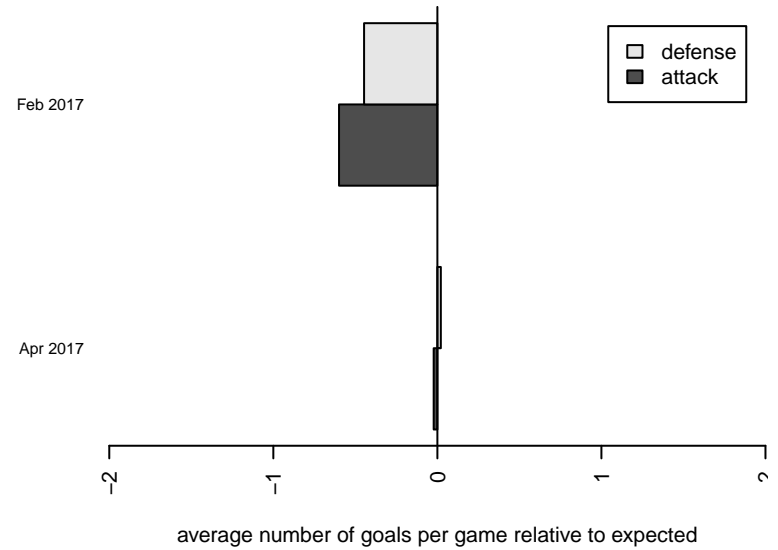
**attack and defense rating
relative to others at age
and all opponents in last 13 months**



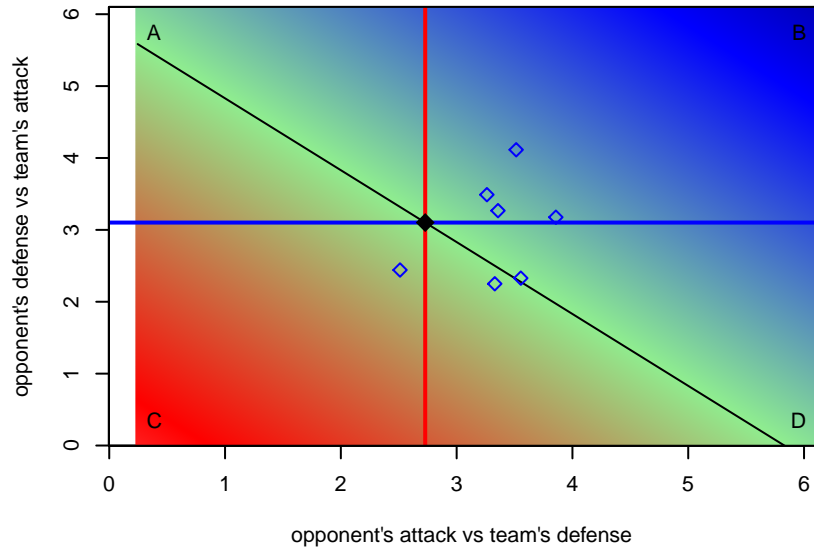
Performance relative to 13 month average



Performance relative to 13 month average



Distribution of opponents
 Red = Lose zone, Blue = Win zone, Green = Even
 Black line separates win/lose zones



lot. A=Neither has attack advantage, B=Opponent has both attack and defense advantage, C=Opponent has both attack and defense disadvantage, D=Both have

date	home		away		venue	pred.home	pred.away
2017-04-15	Sting SC Timbers G01	1	ASE Emerald G01	3	2016 Win PSPL WSPL 1 (01) U16	0.86	3.05
2017-04-08	Sting SC Timbers G01	0	Idaho Rush Premier G01	2	2016 Spr Idaho D3 U15/16 Division 1	0.88	1.89
2017-04-08	Sting SC Timbers G01	1	Indie Chicas G01	2	2016 Spr Idaho D3 U15/16 Division 1	0.32	2.11
2017-03-12	WA East G01	1	Sting SC Timbers G01	2	2016 Win PSPL WSPL 1 (01) U16	1.14	1.93
2017-03-04	Sting SC Timbers G01	4	CWSA Navy G01	1	2016 Win PSPL WSPL 1 (01) U16	2.21	2.14
2017-02-19	ASE Emerald G01	3	Sting SC Timbers G01	0	2016 Win PSPL WSPL 1 (01) U16	3.05	0.86
2017-02-18	Spokane Foxes Premier G01	2	Sting SC Timbers G01	1	2016 Win PSPL WSPL 1 (01) U16	1.62	1.98
2017-02-12	ISC Gunners A G01	3	Sting SC Timbers G01	1	2016 Win PSPL WSPL 1 (01) U16	1.98	0.96